

**Features**

- Vertical opening with position-hold door-opening mechanism
- Mirrored interior
- Cantilever Shelving, 6 adjustable glass shelves
- Can be recessed, semi-recessed (kit required) or surface mounted (surface mounting kit required)
- E2 Electric includes two USB, three 120VAC outlets
- Lighted interior
- Dimmable LED task lighting to 1%
- Energy efficient LEDs with an estimated life of 53,000 hours
- LED lighting

Kelvin	2700
CRI	90+
Lumens* (approx)	1720
R9 Value*	50+

\* Mirror measured not the raw LED.

**Construction**

- Durable rust-free anodized aluminum and glass construction
- Adjustable shelving at 1" (25 mm) increments
- Salt Spray Tested glass- ASTM Standard

**Codes/Standards Applicable**

Electric Option Models are ETL certified to:

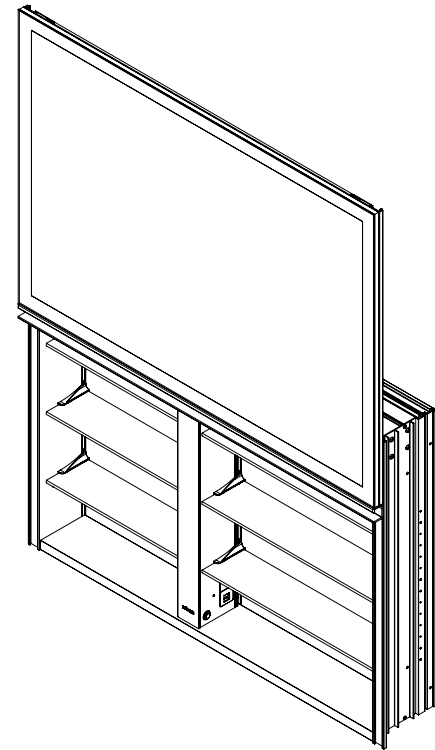
- UL 962
- CSA Standard C22.2 No. 250.0

**Dimensions**

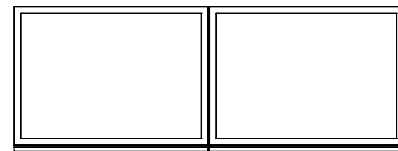
Height: 27" (686 mm)  
 Width: 36" (914 mm)  
 Depth: 7-1/8" (181 mm)  
 7-1/8" (181 mm) project from wall when surface mounted,  
 1-5/16" (33 mm) project from wall when recessed, and  
 3-5/16" (84 mm) project from wall when semi-recessed  
 Net Weight: 80 - 100 lbs

**Options**

- Perimeter lighting on door
- E2 Electric includes two USB, three 120VAC outlets and Lighted interior
- E4 Electric includes two USB, three 120VAC outlets, lighted interior, door defogger and night light
- Optional handle accessory finishes: Matte Gold, Matte Black, Chrome, or Polished Nickel
- Other widths available



(E2 Option Shown)



Ganging Cabinet-to-Cabinet Arrangement

**Model Number Key**

Uplift	Cabinet	Width	Height	Depth	Mirror Style	Color Temp	Options	Audio
U	C	36"	27"	6	RP = Rectangle, Perimeter Lighting	3 = 2700 Kelvin	E2 = Electric	N = No Audio

## Installation

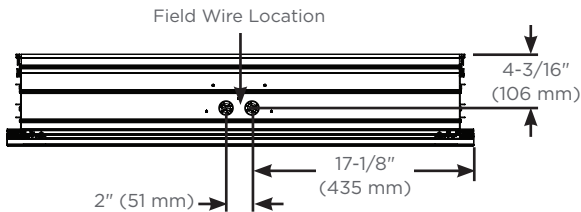
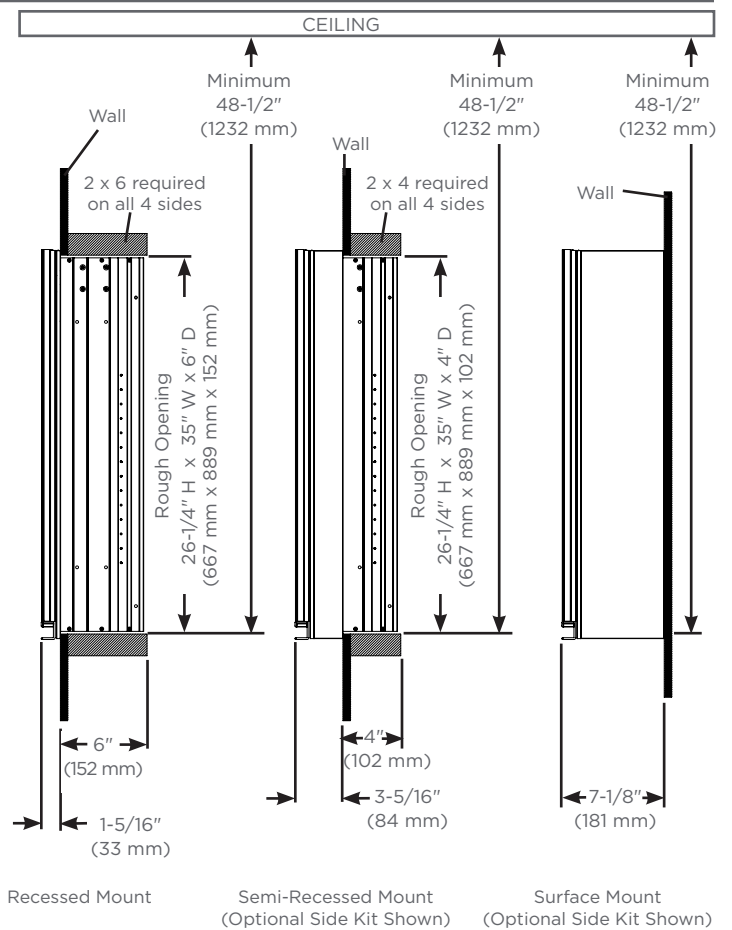
- A minimum of 48-1/2" (1232 mm) is needed from bottom of cabinet to finished ceiling

Mounting options:

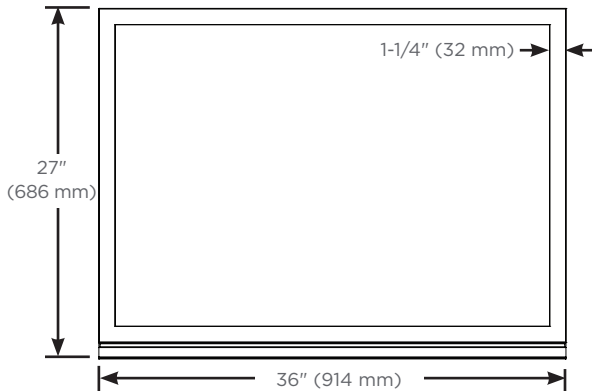
- **Recessed Mount** - Rough Opening - 26-1/4" H x 35" W x 6" D (667 mm H x 889 mm W x 152 mm D)
- **Semi-Recessed Mount** - Rough Opening - 26-1/4" H x 35" W x 4" D (667 mm H x 889 mm W x 102 mm D) Reference Surface Mount Kit when ordering - USMK27D6SRP
- **Surface Mount** - Reference Surface Mount Kit when ordering - USMK27D6P
- **Gangs to Uplift Tech Cabinet** - Reference Uplift Ganging Kit when ordering - UGKIT
- For electric Option, 120 VAC 60HZ 20A GFI protected circuit
- Field wire location as shown in drawing
- 1/2" conduit (Ø 7/8" actual) electrical knockout location shown below
- Electrical wiring using standard residential dimmers and switches (not included)
- Dimmer recommendation: Lutron C.L Dimmers or Caseta Wireless (purchased separately)

## Optional Accessories

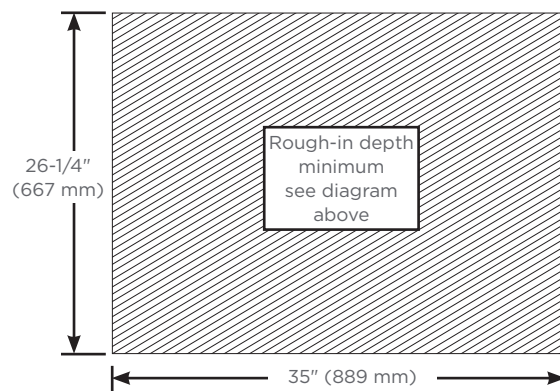
- Surface-Mount Kit (USMK27D6P)
- Semi-Recessed Kit (USMK27D6SRP)
- Top and Bottom Kit (UTK36D6A)
- Top and Bottom Kit Semi-Recessed (UTK36D6ASR)
- Ganging Kit (UGKIT)
- Handle Upgrade (UHANDLE36\_ \_)
- Assorted glass bins:
  - Small (GLASSBIN3.25)
  - Medium (GLASSBIN5.25)
  - Large (GLASSBIN8.5)



Top of Cabinet - Wire Access Location



Cabinet Dimensions



Rough-in Dimensions